



SREEMANTA SANKAR-MADHAB COLLEGE, BHATKUCHI, BARPETA

College Admission Process

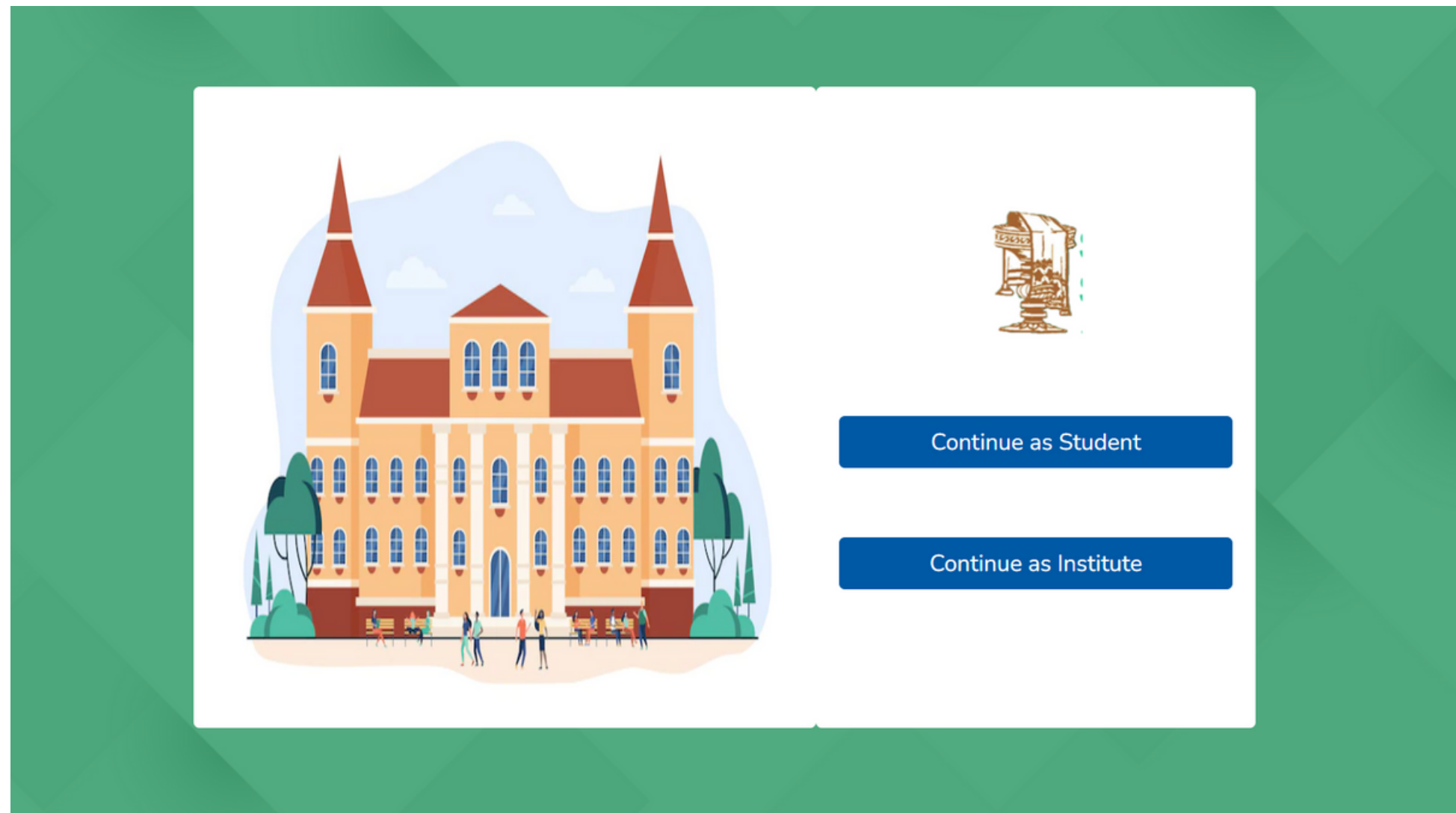
Guide

Step 1: Click on the below link



 <https://admission.ssmcollege.ac.in/>

Step 2 : Student Admission Portal



Click on
"Continue as
student" button

Step 3 : Student Registration



Registration Form

Enter name Enter middle name

Enter last name Enter phone

Enter email

Enter password Enter confirm password

[Submit](#)

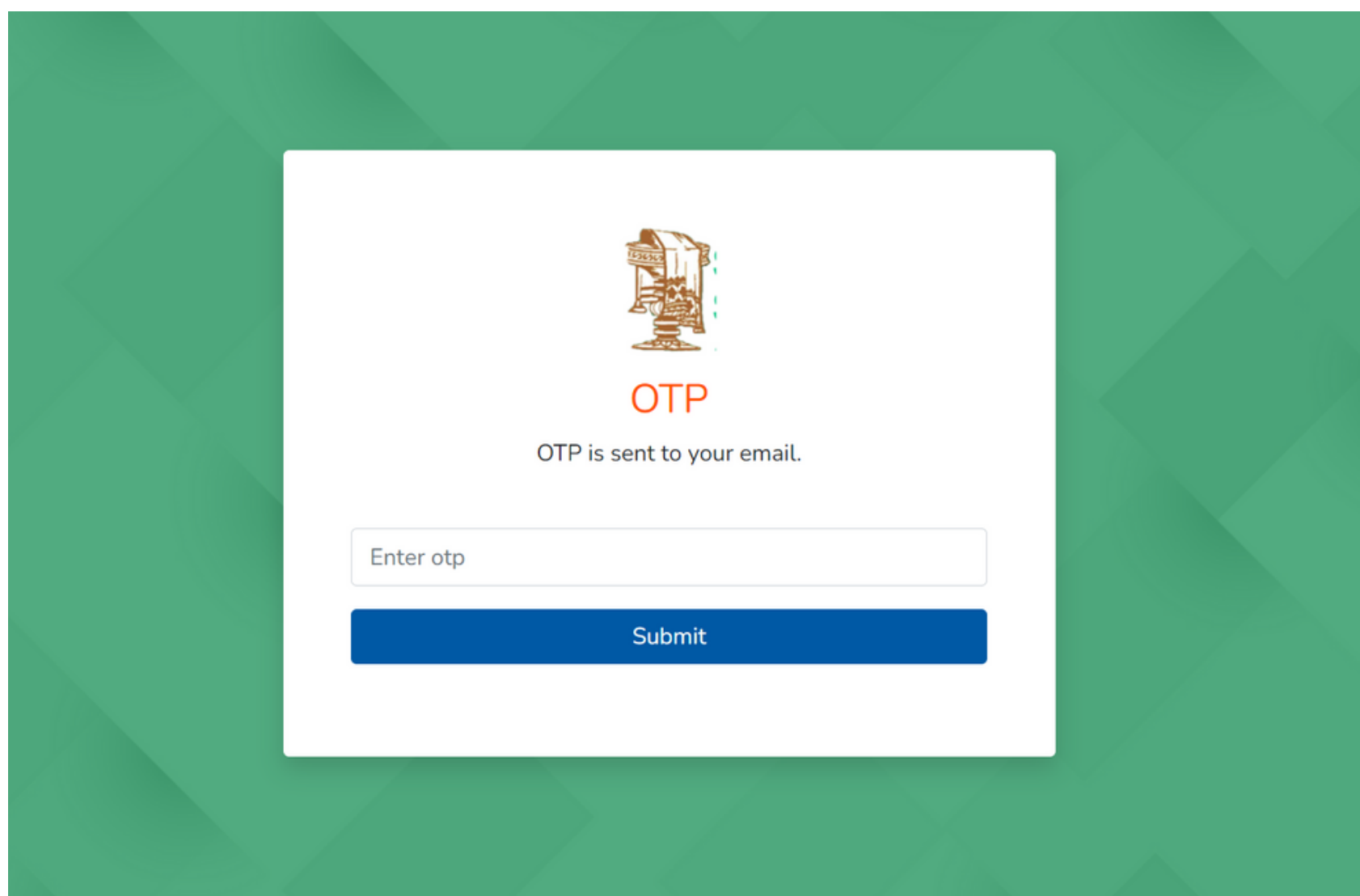
[Login](#)

Fill up the registration form and click on "Submit" button

Step 4 : OTP



After successful form submission OTP will be sent to the registered Email address. Enter the OTP received



OTP


OTP is sent to your email.

Enter otp

Submit

Step 5 : Student Login




Student Login

Email Address
Enter email

Password
Enter password

Remember Me

Login

[Register](#)

After successful registration. Go to login form and enter your registered Email Id and password and click on "Login" button

Step 6 : Student Dashboard



The dashboard contains four main sections:

- Admission Form**: Includes a document icon, the text "The students are required to complete the admission process.", and a green "GO TO FORM" button.
- Merit List**: Includes a list icon, the text "Student Merit List will come here.", and a green "Coming soon >" link.
- Fees**: Includes a document with a dollar sign icon, the text "Student can checkout fees structure here.", and a green "Coming soon >" link.
- My Profile**: Includes a person icon, the text "Student Profile Details are here.", and a green "GO TO PROFILE" button.

On the dashboard click on "Go To Form" button from the "Admission Form" section.

Step 7 : Admission Form



SREEMANTA SANKAR-MADHAB COLLEGE, BHATKUCHI, BARPETA

Admission Form

Basic Details

Personal Details

DHE Unique ID No. * [Click here to generate DHE Unique ID](#)
Enter DHE unique id

First Name: Mayur
Middle Name: Enter middle name
Last Name: Chaudhari

Email: mayurchaudhar2@yahoo.in
Mobile No.: 9876543210

Whatsapp No. *
Enter whatsapp number
Date Of Birth *
dd-mm-yyyy

Family Details

Father Name *
Enter father name
Father Mobile No. *
Enter mobile number
Father Occupation *
Enter father occupation

Mother Name *
Enter mother name
Mother Mobile No. *
Enter mobile number
Mother Occupation *
Enter mother occupation

Personal Details

Current Address *
Enter address
Permanent Address *
 permanent address same as current address
Enter permanent address

Current Address Town/Village *
Enter town
Permanent Address Town/Village *
Enter town

Current Pincode *
Enter pincode
Permanent Pincode *
Enter pincode

Current District *
Enter district
Permanent District *
Enter district

Gender *
Choose Gender
Blood group *
Choose Blood Group

Place of birth *
Enter place of birth
Marital status *
Choose marital status

Caste *
Choose caste
EWS *
Choose EWS

Minority *
Choose minority
Seeking Free Admission *
Choose

Religion *
Enter religion
Nationality *
Enter nationality

Person with disability *
Choose
Economically Backward *
Choose

Extra Curricular Activity *
Choose

Educational Details

HSLC/CBSE or 10th

Passing Month *
Choose Month
Passing Year *
2022
Total marks obtained *
Enter total marks
Out of marks *
Enter out of marks

Percentage *
Enter percentage
Board/University *
Enter board/university name
School/College *
Enter school/college name
Division *
Enter division

H.S./12th

Sr. No.	Subject name	Total Marks	Obtain Marks
1	Select Subject		
2	Select Subject		
3	Select Subject		
4	Select Subject		
5	Select Subject		
6	4th Subject Select Subject		

Passing Month *
Choose Month
Passing Year *
2022
Out of marks *
Enter out of marks
Total marks obtained *
Enter total marks

Percentage *
Enter percentage
Board/University *
Enter board/university name
School/College *
Enter school/college name
Division *
Enter division

Apply for Courses

Select the stream *
Arts
Select the course *
Choose

Bank Details

Account Holder Name *
Enter Person Name
Account Number *
Enter Account Number

Bank Name *
Enter Bank Name
Bank Branch *
Enter Bank Branch

IFSC Code *
Enter IFSC code

Document Upload

Passport size photo *
Upload passport size photo
Signature *
Upload Signature

HSLC or 10th Admit Card *
Upload HSLC or 10th admit card
H.S. or 12th marksheet *
Upload H.S. or 12th marksheet

H.S. or 12th testimonial or certificate *
Upload H.S. or 12th testimonial or certificate
Income Certificate
Upload Income Certificate

Gap Certificate
Upload Gap Certificate

Disability Certificate
Upload Disability Certificate
Caste Certificate
Upload Caste Certificate

Submit

Sreemanta sankar-madhab college, Bhatkuchi, Barpeta 2022. All Rights Reserved.

Fill up all the details in the Admission form and click on "submit" button

College Admission Process

Step 8 : Print Form



Success

Registered successfully.

[Back to dashboard](#)

[Print](#)

After successful form submission. Click on "Print" button to print the admission form